



HANSON RIVET®
 & SUPPLY CO.
 13241 Weidner Street
 Pacoima, CA 91331

Phone: 818-485-0500
 FAX: 818-485-0540

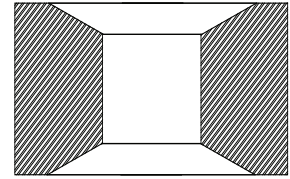

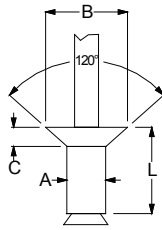
Outside CA: 1-800-RRRIVET
www.hansonrivet.com




PULL-THRU BLIND RIVETS



Pull-Thru Rivets are a unique double countersunk steel blind rivet that provides a flush surface clinch on both sides of the application.



Rivet after installation

RIVET MATERIAL MANDREL MATERIAL	HEAD STYLE	PART NUMBER	POP®	BODY DIAMETER "A"	WORK HOLE & DRILL SIZE "H"	GRIP RANGE "G"	BODY LENGTH (MAX.) "L"	HEAD DIAMETER (NOM.) "B"	HEAD HEIGHT (MAX.) "C"	TYPICAL ULTIMATE STRENGTHS IN LBS. (SEE NOTE)	
										SHEAR	TENSILE
 STEEL RIVET STEEL MANDREL	120° COUNTERSUNK HEAD	PSKK3025PT	SKK3025PT	1/8" .125	.129/.134 #30	.059-.079	.098	.216	.039	180	157
		PSKK3030PT	SKK3030PT			.079-.098	.110				
		PSKK3035PT	SKK3035PT			.098-.118	.130				
		PSKK3040PT	SKK3040PT			.118-.138	.150				
		PSKK3045PT	SKK3045PT			.138-.157	.169				
		PSKK3050PT	SKK3050PT			.157-.177	.189				
		PSKK3055PT	SKK3055PT			.177-.197	.209				
		PSKK3060PT	SKK3060PT			.197-.217	.228				
		PSKK3065PT	SKK3065PT			.217-.236	.248				

Key features and benefits

- *Flush Set on both sides of the application on countersunk materials.*
- *Insertion can be reversed improving rivet tool access.*
- *Unique "Pull-Thru" mandrel.*
- *No loose mandrel heads remain anywhere in the application.*
- *Mandrel head never breaks away from the mandrel.*
- *Consistent clamp force.*
- *Tight radial set provides increased structural rigidity.*
- *Colored mandrels for quick visual identifications of different part sizes.*
- *High speed automation with AutoFast® Auto-Feed System facilitates a cycle time as fast as 2 seconds.*

NOTE: Values for typical ultimate strengths are a guide only and may vary greatly depending upon the application.