

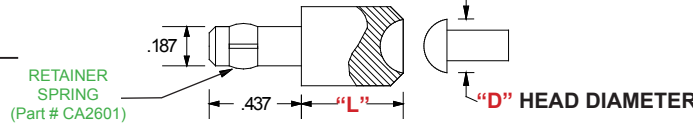


SQUEEZER DIES



BASIC
 PART NUMBER: _____ DIE STYLE: _____

CA2000-* **ROUND HEAD**

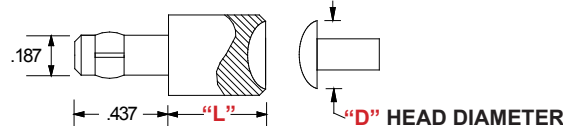


RIVET HEAD DIAMETER

"D" .125 DIA.		"D" .187 DIA.		"D" .250 DIA.		"D" .312 DIA.		"D" .375 DIA.		"D" .500 DIA.		"D" .625 DIA.		"D" .750 DIA.	
"L"	*DASH No.	"L"	*DASH No.	"L"	*DASH No.	"L"	*DASH No.	"L"	*DASH No.	"L"	*DASH No.	"L"	*DASH No.	"L"	*DASH No.
1/8	CA2000-01x	1/8	CA2000-1x	1/8	CA2000-8x	1/8	CA2000-15x	1/8	CA2000-22x	1/8	CA2000-29x	1/8	CA2000-36x	1/8	CA2000-43x
1/4	CA2000-01	1/4	CA2000-1	1/4	CA2000-8	1/4	CA2000-15	1/4	CA2000-22	1/4	CA2000-29	1/4	CA2000-36	1/4	CA2000-43
3/8	CA2000-02	3/8	CA2000-2	3/8	CA2000-9	3/8	CA2000-16	3/8	CA2000-23	3/8	CA2000-30	3/8	CA2000-37	3/8	CA2000-44
1/2	CA2000-03	1/2	CA2000-3	1/2	CA2000-10	1/2	CA2000-17	1/2	CA2000-24	1/2	CA2000-31	1/2	CA2000-38	1/2	CA2000-45
5/8	CA2000-04	5/8	CA2000-4	5/8	CA2000-11	5/8	CA2000-18	5/8	CA2000-25	5/8	CA2000-32	5/8	CA2000-39	5/8	CA2000-46
3/4	CA2000-05	3/4	CA2000-5	3/4	CA2000-12	3/4	CA2000-19	3/4	CA2000-26	3/4	CA2000-33	3/4	CA2000-40	3/4	CA2000-47
7/8	CA2000-06	7/8	CA2000-6	7/8	CA2000-13	7/8	CA2000-20	7/8	CA2000-27	7/8	CA2000-34	7/8	CA2000-41	7/8	CA2000-48
1	CA2000-07	1	CA2000-7	1	CA2000-14	1	CA2000-21	1	CA2000-28	1	CA2000-35	1	CA2000-42	1	CA2000-49

BASIC
 PART NUMBER: _____ DIE STYLE: _____

CA2001-* **BRAZIER HEAD**

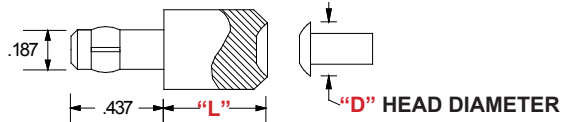


RIVET HEAD DIAMETER

"D" .156 DIA.		"D" .234 DIA.		"D" .312 DIA.		"D" .391 DIA.		"D" .469 DIA.		"D" .625 DIA.		"D" .781 DIA.		"D" .937 DIA.	
"L"	*DASH No.	"L"	*DASH No.	"L"	*DASH No.	"L"	*DASH No.	"L"	*DASH No.	"L"	*DASH No.	"L"	*DASH No.	"L"	*DASH No.
1/8	CA2001-	1/8	CA2001-1x	1/8	CA2001-8x	1/8	CA2001-15x	1/8	CA2001-22x	1/8	CA2001-29x	1/8	CA2001-36x	1/8	CA2001-43x
1/4	CA2001-01	1/4	CA2001-1	1/4	CA2001-8	1/4	CA2001-15	1/4	CA2001-22	1/4	CA2001-29	1/4	CA2001-36	1/4	CA2001-43
3/8	CA2001-02	3/8	CA2001-2	3/8	CA2001-9	3/8	CA2001-16	3/8	CA2001-23	3/8	CA2001-30	3/8	CA2001-37	3/8	CA2001-44
1/2	CA2001-03	1/2	CA2001-3	1/2	CA2001-10	1/2	CA2001-7	1/2	CA2001-24	1/2	CA2001-31	1/2	CA2001-38	1/2	CA2001-45
5/8	CA2001-04	5/8	CA2001-4	5/8	CA2001-11	5/8	CA2001-18	5/8	CA2001-25	5/8	CA2001-32	5/8	CA2001-39	5/8	CA2001-46
3/4	CA2001-05	3/4	CA2001-5	3/4	CA2001-12	3/4	CA2001-19	3/4	CA2001-26	3/4	CA2001-33	3/4	CA2001-40	3/4	CA2001-47
7/8	CA2001-06	7/8	CA2001-6	7/8	CA2001-13	7/8	CA2001-20	7/8	CA2001-27	7/8	CA2001-34	7/8	CA2001-41	7/8	CA2001-48
1	CA2001-07	1	CA2001-7	1	CA2001-14	1	CA2001-21	1	CA2001-28	1	CA2001-35	1	CA2001-42	1	CA2001-49

BASIC
 PART NUMBER: _____ DIE STYLE: _____

CA2002-* **UNIVERSAL HEAD**



RIVET HEAD DIAMETER

"D" .125 DIA.		"D" .187 DIA.		"D" .250 DIA.		"D" .312 DIA.		"D" .375 DIA.		"D" .500 DIA.		"D" .625 DIA.		"D" .750 DIA.	
"L"	*DASH No.	"L"	*DASH No.	"L"	*DASH No.	"L"	*DASH No.	"L"	*DASH No.	"L"	*DASH No.	"L"	*DASH No.	"L"	*DASH No.
1/8	CA2002-	1/8	CA2002-1x	1/8	CA2002-8x	1/8	CA2002-15x	1/8	CA2002-22x	1/8	CA2002-29x	1/8	CA2002-36x	1/8	CA2002-43x
1/4	CA2002-01	1/4	CA2002-1	1/4	CA2002-8	1/4	CA2002-15	1/4	CA2002-22	1/4	CA2002-29	1/4	CA2002-36	1/4	CA2002-43
3/8	CA2002-02	3/8	CA2002-2	3/8	CA2002-9	3/8	CA2002-16	3/8	CA2002-23	3/8	CA2002-30	3/8	CA2002-37	3/8	CA2002-44
1/2	CA2002-03	1/2	CA2002-3	1/2	CA2002-10	1/2	CA2002-17	1/2	CA2002-24	1/2	CA2002-31	1/2	CA2002-38	1/2	CA2002-45
5/8	CA2002-04	5/8	CA2002-4	5/8	CA2002-11	5/8	CA2002-18	5/8	CA2002-25	5/8	CA2002-32	5/8	CA2002-39	5/8	CA2002-46
3/4	CA2002-05	3/4	CA2002-5	3/4	CA2002-12	3/4	CA2002-19	3/4	CA2002-26	3/4	CA2002-33	3/4	CA2002-40	3/4	CA2002-47
7/8	CA2002-06	7/8	CA2002-6	7/8	CA2002-13	7/8	CA2002-20	7/8	CA2002-27	7/8	CA2002-34	7/8	CA2002-41	7/8	CA2002-48
1	CA2002-07	1	CA2002-7	1	CA2002-14	1	CA2002-21	1	CA2002-28	1	CA2002-35	1	CA2002-42	1	CA2002-49



SQUEEZER DIES



PART NUMBER: _____ DIE STYLE: _____

CA2003 FLUSH STYLE

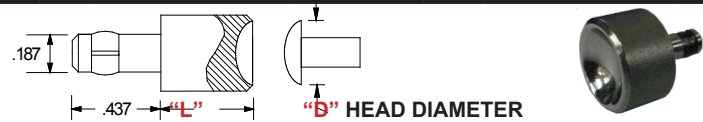


"D" DIA.= 3/8"		"D" DIA.= 1/2"		"D" DIA.= 3/4"		"D" DIA.= 1"	
"L"	PART No.	"L"	PART No.	"L"	PART No.	"L"	PART No.
1/8	CA2003-1	1/8	CA2003-16	1/8	CA2003-31	1/8	CA2003-46
3/16	CA2003-2	3/16	CA2003-17	3/16	CA2003-32	3/16	CA2003-47
1/4	CA2003-3	1/4	CA2003-18	1/4	CA2003-33	1/4	CA2003-48
5/16	CA2003-4	5/16	CA2003-19	5/16	CA2003-34	5/16	CA2003-49
3/8	CA2003-5	3/8	CA2003-20	3/8	CA2003-35	3/8	CA2003-50
7/16	CA2003-6	7/16	CA2003-21	7/16	CA2003-36	7/16	CA2003-51
1/2	CA2003-7	1/2	CA2003-22	1/2	CA2003-37	1/2	CA2003-52
9/16	CA2003-8	9/16	CA2003-23	9/16	CA2003-38	9/16	CA2003-53
5/8	CA2003-9	5/8	CA2003-24	5/8	CA2003-39	5/8	CA2003-54
11/16	CA2003-10	11/16	CA2003-25	11/16	CA2003-40	11/16	CA2003-55
3/4	CA2003-11	3/4	CA2003-26	3/4	CA2003-41	3/4	CA2003-56

SHOULDER STYLE	
"L"	PART No.
1/8	CA2003-61
3/16	CA2003-62
1/4	CA2003-63
5/16	CA2003-64
3/8	CA2003-65
7/16	CA2003-66
1/2	CA2003-67
9/16	CA2003-68
5/8	CA2003-69
11/16	CA2003-70
3/4	CA2003-71

PART NUMBER: _____ DIE STYLE: _____

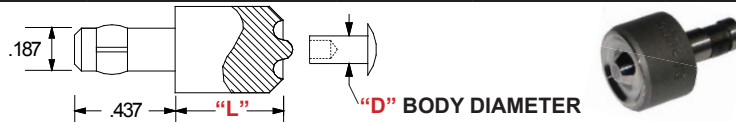
CA2004 OVAL/TRUSS HEAD



RIVET HEAD DIAMETER															
"D" 1/8 DIA.		"D" 5/32 DIA.		"D" 7/32 DIA.		"D" 5/16 DIA.		"D" 3/8 DIA.		"D" 7/16 DIA.		"D" 5/8 DIA.		"D" 3/4 DIA.	
"L"	PART No.	"L"	PART No.	"L"	PART No.	"L"	PART No.	"L"	PART No.	"L"	*PART No.	"L"	PART No.	"L"	PART No.
1/8	CA2004-01x	1/8	CA2004-1x	1/8	CA2004-8x	1/8	CA2004-15x	1/8	CA2004-22x	1/8	CA2004-29x	1/8	CA2004-36x	1/8	CA2004-43x
1/4	CA2004-01	1/4	CA2004-1	1/4	CA2004-8	1/4	CA2004-15	1/4	CA2004-22	1/4	CA2004-29	1/4	CA2004-36	1/4	CA2004-43
3/8	CA2004-02	3/8	CA2004-2	3/8	CA2004-9	3/8	CA2004-16	3/8	CA2004-23	3/8	CA2004-30	3/8	CA2004-37	3/8	CA2004-44
1/2	CA2004-03	1/2	CA2004-3	1/2	CA2004-10	1/2	CA2004-17	1/2	CA2004-24	1/2	CA2004-31	1/2	CA2004-38	1/2	CA2004-45
5/8	CA2004-04	5/8	CA2004-4	5/8	CA2004-11	5/8	CA2004-18	5/8	CA2004-25	5/8	CA2004-32	5/8	CA2004-39	5/8	CA2004-46
3/4	CA2004-05	3/4	CA2004-5	3/4	CA2004-12	3/4	CA2004-19	3/4	CA2004-26	3/4	CA2004-33	3/4	CA2004-40	3/4	CA2004-47
7/8	CA2004-06	7/8	CA2004-6	7/8	CA2004-13	7/8	CA2004-20	7/8	CA2004-27	7/8	CA2004-34	7/8	CA2004-41	7/8	CA2004-48
1	CA2004-07	1	CA2004-7	1	CA2004-14	1	CA2004-21	1	CA2004-28	1	CA2004-35	1	CA2004-42	1	CA2004-49

PART NUMBER: _____ DIE STYLE: _____

CA2005 TUBULAR ROLL



RIVET BODY DIAMETER															
"D" 1/16 DIA.		"D" 3/32 DIA.		"D" 1/8 DIA.		"D" 9/64 & 5/32 DIA.		"D" 3/16 DIA.		"D" 1/4 DIA.		"D" 5/16 DIA.		"D" 3/8 DIA.	
"L"	PART No.	"L"	PART No.	"L"	PART No.	"L"	PART No.	"L"	PART No.	"L"	PART No.	"L"	PART No.	"L"	PART No.
1/8	CA2005-01x	1/8	CA2005-1x	1/8	CA2005-8x	1/8	CA2005-15x	1/8	CA2005-22x	1/8	CA2005-29x	1/8	CA2005-36x	1/8	CA2005-43x
1/4	CA2005-01	1/4	CA2005-1	1/4	CA2005-8	1/4	CA2005-15	1/4	CA2005-22	1/4	CA2005-29	1/4	CA2005-36	1/4	CA2005-43
3/8	CA2005-02	3/8	CA2005-2	3/8	CA2005-9	3/8	CA2005-16	3/8	CA2005-23	3/8	CA2005-30	3/8	CA2005-37	3/8	CA2005-44
1/2	CA2005-03	1/2	CA2005-3	1/2	CA2005-10	1/2	CA2005-17	1/2	CA2005-24	1/2	CA2005-31	1/2	CA2005-38	1/2	CA2005-45
5/8	CA2005-04	5/8	CA2005-4	5/8	CA2005-11	5/8	CA2005-18	5/8	CA2005-25	5/8	CA2005-32	5/8	CA2005-39	5/8	CA2005-46
3/4	CA2005-05	3/4	CA2005-5	3/4	CA2005-12	3/4	CA2005-19	3/4	CA2005-26	3/4	CA2005-33	3/4	CA2005-40	3/4	CA2005-47
7/8	CA2005-06	7/8	CA2005-6	7/8	CA2005-13	7/8	CA2005-20	7/8	CA2005-27	7/8	CA2005-34	7/8	CA2005-41	7/8	CA2005-48
1	CA2005-07	1	CA2005-7	1	CA2005-14	1	CA2005-21	1	CA2005-28	1	CA2005-35	1	CA2005-42	1	CA2005-49

The dies on this page fit our Bench Riveter, Hand Squeezers, Pneumatic Squeezers, HT-100 Tool, HR-250 and HR-375, on pages D74, D75, D78, D79, D80 and D81.



HANSON RIVET[®]

& SUPPLY CO.

13241 Weidner Street
Pacoima, CA 91331

Phone: 818-485-0500

FAX: 818-485-0540




Outside CA: 1-800-RRRIVET

www.hansonrivet.com



SPECIAL DIES



DIE DESCRIPTION	PART NUMBER	DIE LENGTH	DIE DIAMETER	SHANK DIAMETER	
MAGNETIC DIE TO HOLD RIVET CAPS FOR 9/64 DIA. TUBULAR RIVETS.	SQ-3-22CMAG	1/2	1/2	3/16	
STAR CLINCH DIE FOR 9/64 DIA. TUBULAR RIVETS	SQ-MAS-0352-33	3/8	5/16	3/16	
MAGNETIC SQUEEZER DIE FOR OVAL & TRUSS HEAD TUBULAR RIVETS WITH A 5/16" DIA. HEAD	SQ-4-15MAG	1/4	5/16	3/16	
ROLL/ CLINCH DIE FOR 3/8 DIA. TUBULAR RIVETS	SQ-MAS-0822-9	3/8	5/8	3/16	